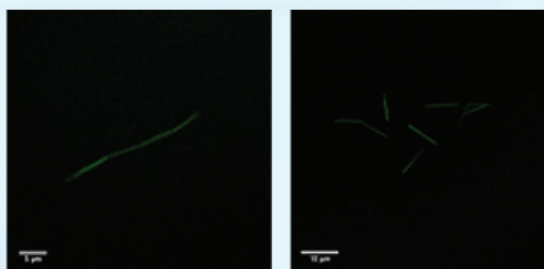


Streptavidin-modified Nickel Nanowires


Ref. NINW-STR

DropSens launches **streptavidin-modified nickel nanowires** (NiNW-STR). This innovative and highly-stable streptavidin functionalized nanomaterial is an excellent option for the **immobilization of a large amount of biotinylated molecules**. Moreover, due to the extraordinary ferromagnetic properties of nickel, **NINW-STR** is a perfect candidate to be used in **magnet-based (bio)assays**.

For your magnetic-based applications, NINW-STR can be used in combination with a wide range of *DropSens*' accessories: magnetic supports for microcentrifuge tubes, magnetic supports for 96-well ELISA plates and magnetic support for screen-printed electrodes.




Confocal microscopy images of NINW-STR modified with an oligonucleotide labeled with biotin at 3'-end and fluorescein at 5'-end.



Confocal and transmission electron microscopy images of NINW-STR (a) and NINW (b) modified with an oligonucleotide labeled with biotin at 3'-end and fluorescein at 5'-end.

NINW-STR are commercialised with a concentration of 2.2×10^9 NW/mL and is available in units of 200 μ L. It should be stored at 2- 8 ° C.


Related products



CNTSOL



CNFSOL



GPHSOL



GPHXSOL



110NI

Full Catalogue



Parque Tecnológico de Asturias - Edif. CEEL. 33428 LLanera (Asturias). Spain
(+34) 985 27 76 85 - info@dropsens.com - www.dropsens.com

Contact Form

